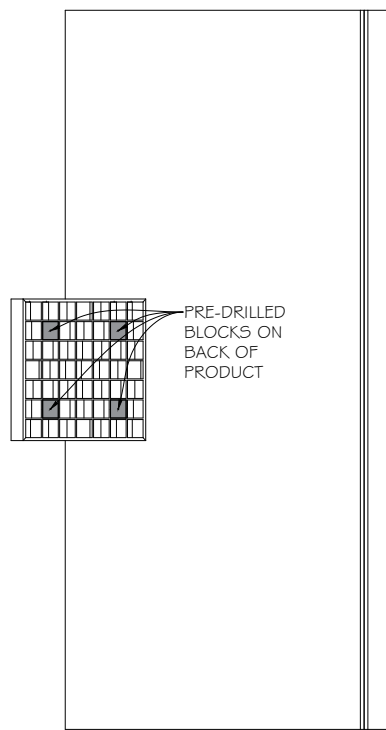
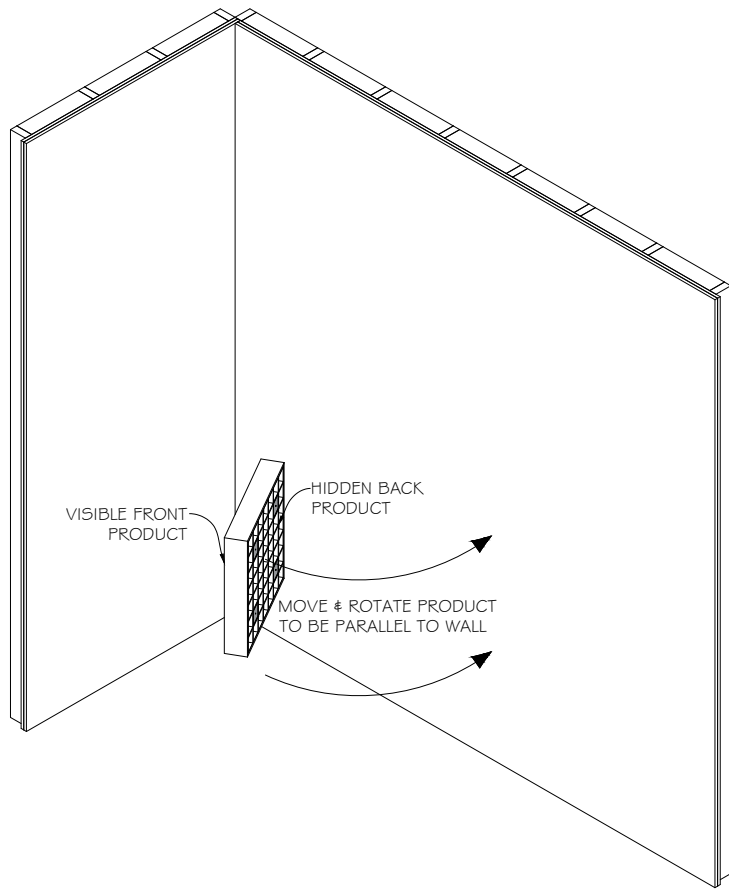


STEP 1.

NOTE:  
ALL CONSTRUCTION MUST BE COMPLETE BEFORE PRODUCT ARRIVES  
PRODUCT MUST ACCLIMATE AT LEAST 48 HOURS BEFORE INSTALLING  
AREA MUST BE CLEAN, DEBRIS-FREE, & DUST-FREE  
READ WARRANTY NOTICE FOR MORE INFORMATION

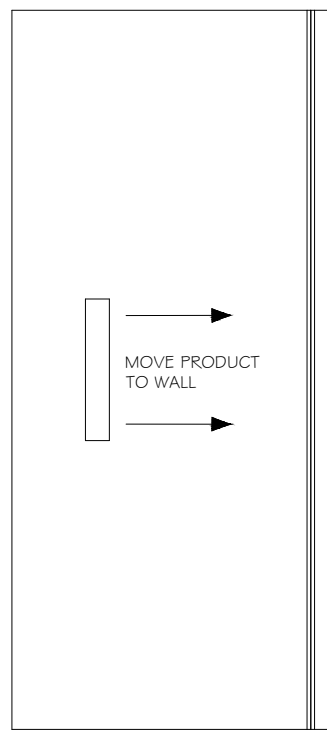


RIGHT VIEW

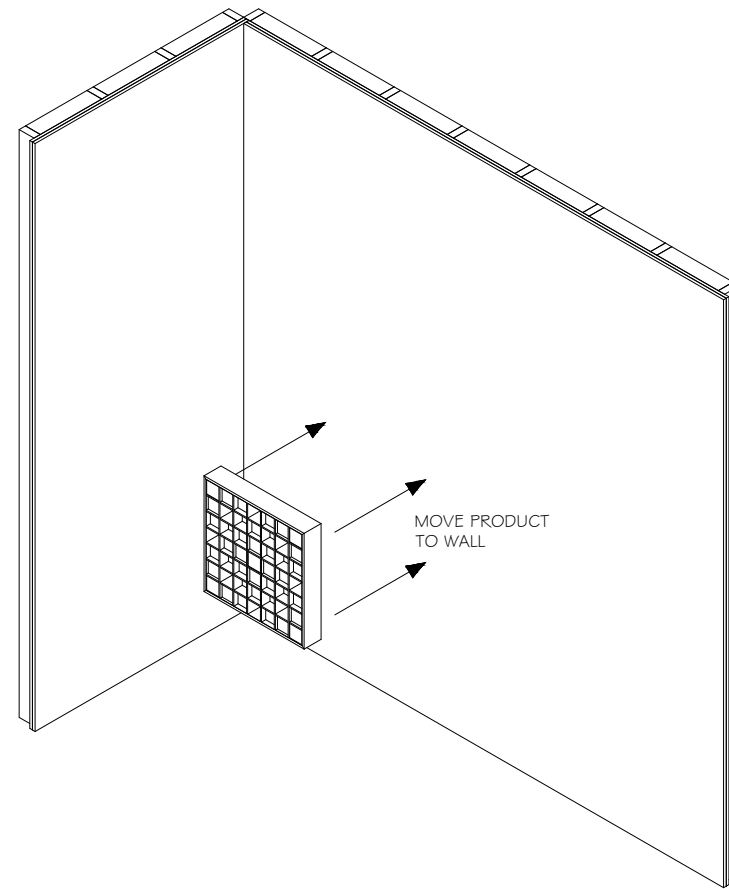


ISOMETRIC VIEW

STEP 2.



RIGHT VIEW



ISOMETRIC VIEW



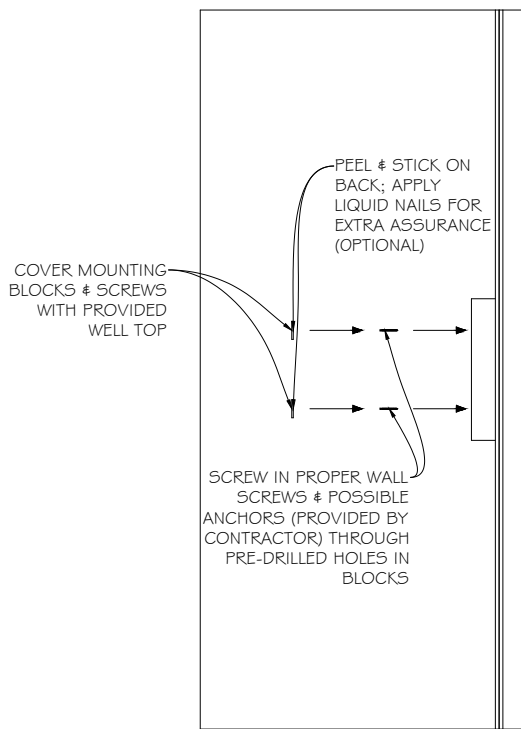
801-782-1010  
2361 B AVE  
OGDEN, UTAH 84401  
INFO@REALACOUSTIX.COM

INSTALLATION

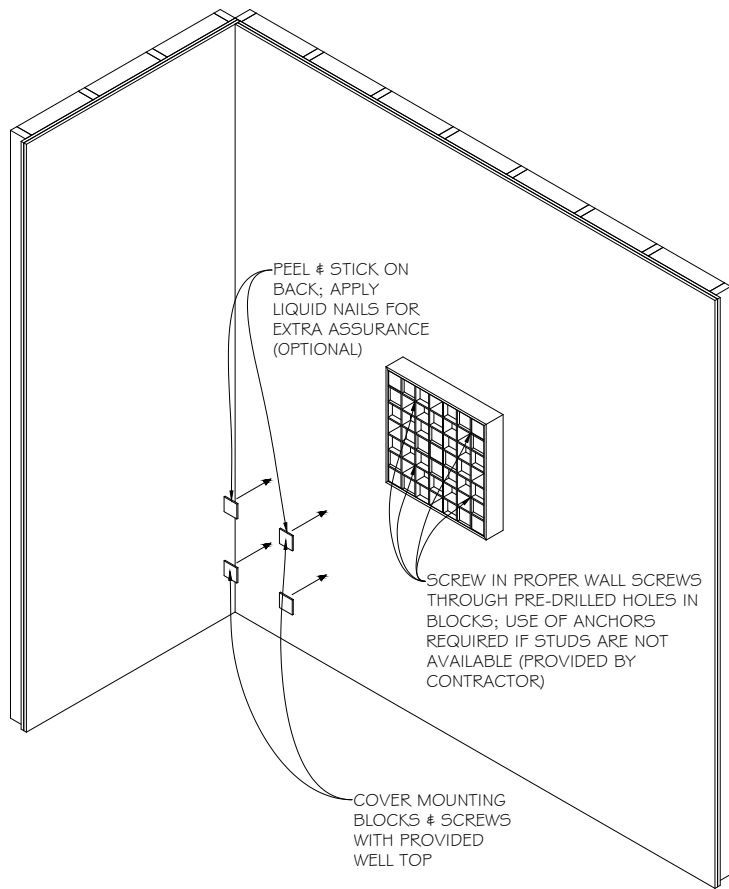
MOUNTING BLOCKS

PLEASE NOTE THAT THESE INSTRUCTIONS ARE FOR GUIDANCE ONLY. REALACOUSTIX LLC, ITS OWNERS, EMPLOYEES AND STAFF SHALL ASSUME NO LIABILITY FOR THE COMPREHENSION OF THESE INSTRUCTIONS OR THE FOLLOWING THEREOF. NO LIABILITY ON THE PART OF REALACOUSTIX LLC SHALL BE ASSUMED FOR THE WORK INVOLVED IN INSTALLATION OF ITS PRODUCTS BY OTHERS. PLEASE NOTE THAT ALL SAFE PRACTICES AS SPECIFIED BY THE LOCAL BUILDING CODES, OSHA, AND OTHER STANDARD ORGANIZATIONS SHOULD BE FOLLOWED IN THE SELECTION OF MATERIALS AND/OR METHODS USED IN HANGING, MOUNTING, OR INSTALLING REALACOUSTIX LLC PRODUCTS.

STEP 3.




RIGHT VIEW

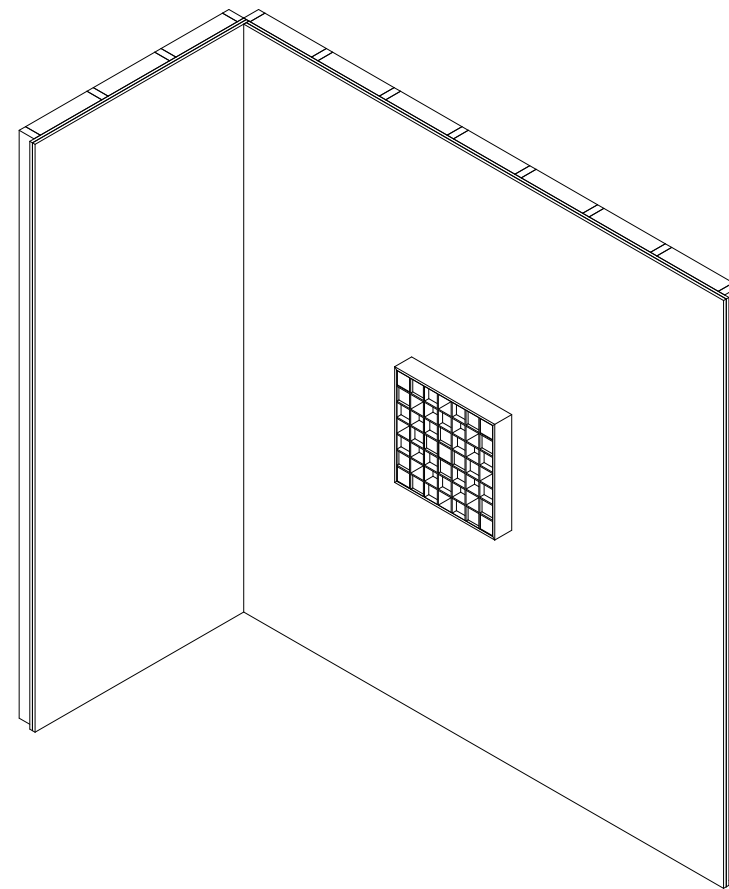


ISOMETRIC VIEW

STEP 4.



RIGHT VIEW



ISOMETRIC VIEW

PROPRIETARY AND CONFIDENTIAL

THE INFORMATION CONTAINED IN THIS DRAWING IS THE SOLE PROPERTY OF REALACOUSTIX LLC. ANY REPRODUCTION IN PART OR AS A WHOLE WITHOUT THE WRITTEN PERMISSION OF REALACOUSTIX LLC. IS PROHIBITED

REALACOUSTIX LLC RESERVES THE RIGHT TO CHANGE OR MODIFY PRODUCTS ILLUSTRATED IN THE SHOP DRAWINGS AS NEEDED FOR ANY REASON DEEMS NECESSARY TO IMPROVE THE DESIGN OR MEET CERTAIN WEIGHT, MEASUREMENT, VISUAL, ARCHITECTURAL OR STRUCTURAL REQUIREMENTS.

DRAFTED BY: AB  
CHECKED BY:

MODIFIED DATE:  
11/21/22

REVISION NUMBER: 1

SD-A02